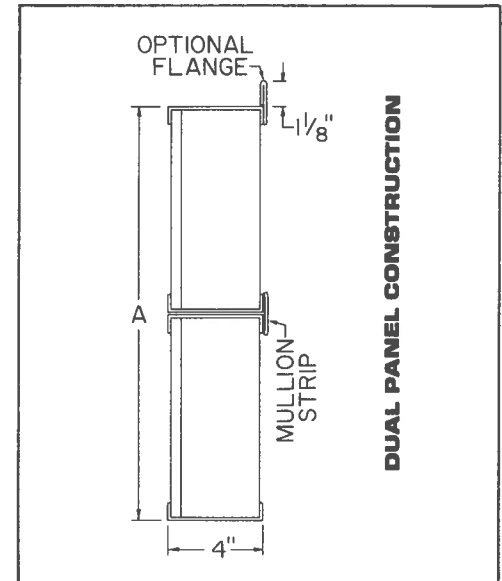
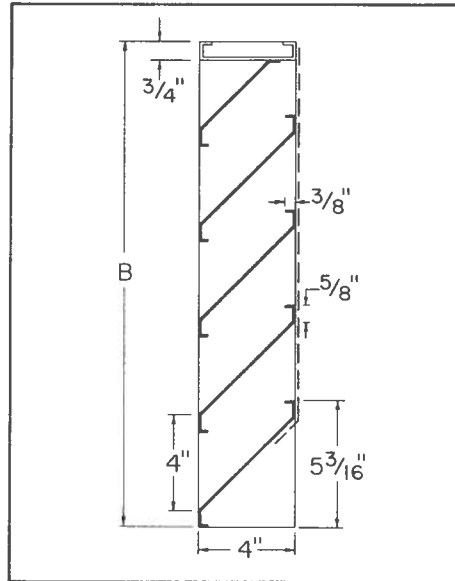





CERTIFICATION & SUBMITTAL
MODEL 4400 FABRICATED METAL LOUVER
4" Deep "J" Blade @ 45°




STANDARD SPECIFICATIONS

OPTIONS

- **FRAME:** 18 gauge galvanized steel.
- **BLADES:** 18 gauge galvanized steel, permanently riveted to frame.
- **BIRDSCREEN:** 19 gauge 1/2" x 1/2" galvanized steel.
- **FINISH:** Standard Mill.
- **MAXIMUM SINGLE SECTION:** 72" x 96".
- **MINIMUM SIZE:** 6" x 10".
- **NOTE:** A and B are opening dimensions. Unless otherwise specified, louvers are made 1/4" undersize.

- 31 Flange.
- 34 Buck Frame (Requires Flanged Louver).
- 35 Sill Extension.
- 36 All Welded Construction.
- 40 Standard Screen in Removable Frame.
- 42 18 x 16 Mesh Aluminum Insect Screen.
- 63 Burglar Bars.
- 81 16 Gauge Construction.
- 86 Aluminum Construction.
- 95 Finishing.





PERFORMANCE DATA MODEL 4400 FABRICATED METAL LOUVER

4" Deep "J" Blade @ 45°

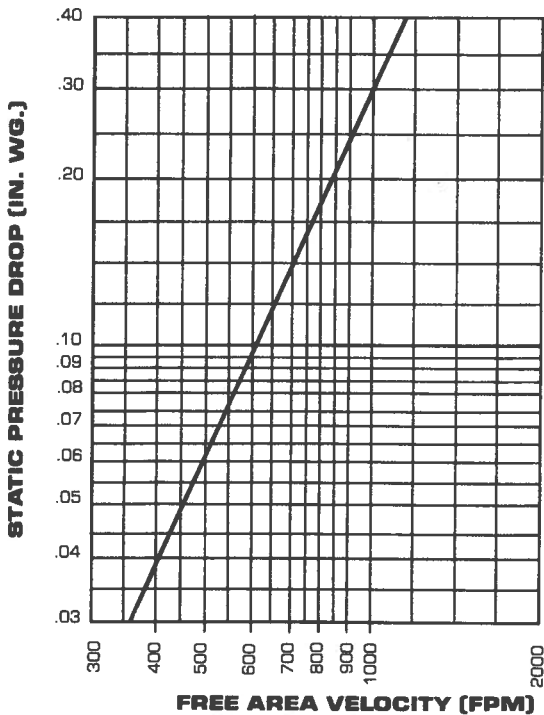
Vent Products certifies that Model 4400 louver shown herein is licensed to bear the AMCA Seal. The ratings shown are based on tests and procedures performed in accordance with AMCA Publication 511 and comply with the requirements of the AMCA Certified Ratings Program.

FREE AREA CHART

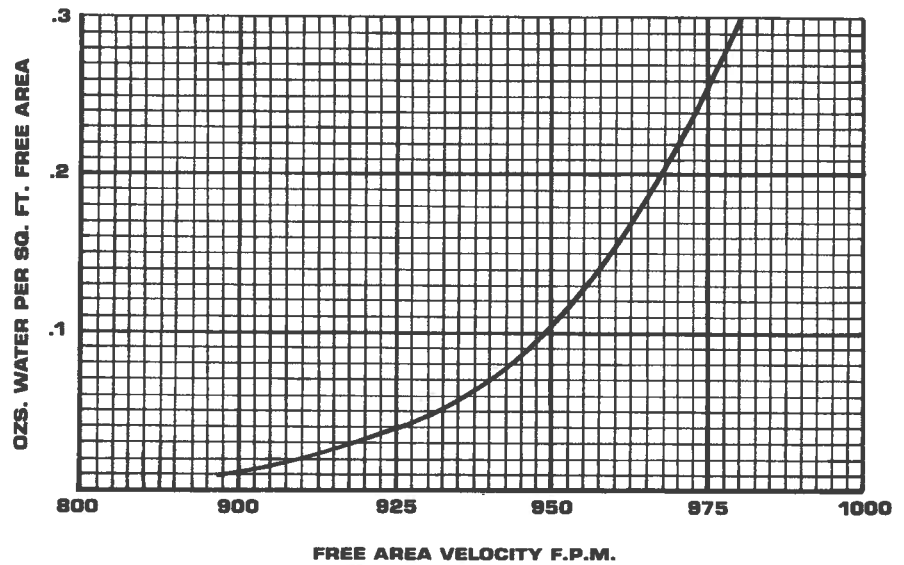
| | | A WIDTH (In Inches) | | | | | | | | | | | | | | | |
|----------------------|------|---------------------|------|------|------|-------|-------|-------|-------|-------|-------|-------|-------|-------|-------|-------|-------|
| | | 12 | 16 | 20 | 24 | 28 | 32 | 36 | 40 | 44 | 48 | 52 | 56 | 60 | 64 | 68 | 72 |
| B HEIGHT (In Inches) | 12 | .28 | .39 | .50 | .60 | .71 | .82 | .93 | 1.04 | 1.15 | 1.26 | 1.37 | 1.47 | 1.58 | 1.69 | 1.80 | 1.91 |
| | 16 | .43 | .59 | .76 | .93 | 1.10 | 1.26 | 1.43 | 1.60 | 1.76 | 1.93 | 2.10 | 2.27 | 2.43 | 2.60 | 2.77 | 2.92 |
| | 20 | .58 | .80 | 1.03 | 1.25 | 1.48 | 1.70 | 1.93 | 2.15 | 2.38 | 2.61 | 2.83 | 3.06 | 3.28 | 3.51 | 3.73 | 3.96 |
| | 24 | .73 | 1.01 | 1.29 | 1.58 | 1.86 | 2.15 | 2.43 | 2.71 | 3.00 | 3.28 | 3.56 | 3.85 | 4.13 | 4.41 | 4.70 | 4.98 |
| | 28 | .88 | 1.22 | 1.56 | 1.90 | 2.24 | 2.59 | 2.93 | 3.27 | 3.61 | 3.95 | 4.30 | 4.64 | 4.98 | 5.32 | 5.66 | 6.01 |
| | 32 | 1.03 | 1.43 | 1.83 | 2.23 | 2.63 | 3.03 | 3.43 | 3.83 | 4.23 | 4.63 | 5.03 | 5.43 | 5.83 | 6.23 | 6.63 | 7.03 |
| | 36 | 1.18 | 1.63 | 2.09 | 2.55 | 3.01 | 3.47 | 3.93 | 4.39 | 4.84 | 5.30 | 5.76 | 6.22 | 6.68 | 7.14 | 7.60 | 8.06 |
| | 40 | 1.32 | 1.84 | 2.36 | 2.88 | 3.39 | 3.91 | 4.43 | 4.94 | 5.46 | 5.98 | 6.49 | 7.01 | 7.53 | 8.05 | 8.56 | 9.08 |
| | 44 | 1.47 | 2.05 | 2.63 | 3.20 | 3.78 | 4.35 | 4.93 | 5.50 | 6.08 | 6.65 | 7.23 | 7.80 | 8.38 | 8.95 | 9.53 | 10.10 |
| | 48 | 1.62 | 2.26 | 2.89 | 3.52 | 4.16 | 4.79 | 5.43 | 6.06 | 6.69 | 7.33 | 7.96 | 8.59 | 9.23 | 9.86 | 10.50 | 11.13 |
| | 52 | 1.77 | 2.47 | 3.16 | 3.85 | 4.54 | 5.23 | 5.93 | 6.62 | 7.31 | 8.00 | 8.69 | 9.39 | 10.08 | 10.77 | 11.46 | 12.15 |
| | 56 | 1.92 | 2.67 | 3.42 | 4.17 | 4.92 | 5.67 | 6.42 | 7.18 | 7.93 | 8.68 | 9.43 | 10.18 | 10.93 | 11.68 | 12.43 | 13.18 |
| | 60 | 2.07 | 2.88 | 3.69 | 4.50 | 5.31 | 6.12 | 6.92 | 7.73 | 8.54 | 9.35 | 10.16 | 10.97 | 11.78 | 12.59 | 13.39 | 14.20 |
| | 64 | 2.22 | 3.09 | 3.96 | 4.82 | 5.69 | 6.56 | 7.42 | 8.29 | 9.16 | 10.02 | 10.89 | 11.76 | 12.63 | 13.49 | 14.36 | 15.23 |
| | 68 | 2.37 | 3.30 | 4.22 | 5.15 | 6.07 | 7.00 | 7.92 | 8.85 | 9.77 | 10.70 | 11.62 | 12.55 | 13.48 | 14.40 | 15.33 | 16.25 |
| | 72 | 2.52 | 3.50 | 4.49 | 5.47 | 6.46 | 7.44 | 8.42 | 9.41 | 10.39 | 11.37 | 12.36 | 13.34 | 14.32 | 15.31 | 16.29 | 17.28 |
| 76 | 2.67 | 3.71 | 4.75 | 5.80 | 6.84 | 7.88 | 8.92 | 9.96 | 11.01 | 12.05 | 13.09 | 14.13 | 15.17 | 16.22 | 17.26 | 18.30 | |
| 80 | 2.82 | 3.92 | 5.02 | 6.12 | 7.22 | 8.32 | 9.42 | 10.52 | 11.62 | 12.72 | 13.82 | 14.92 | 16.02 | 17.12 | 18.22 | 19.32 | |
| 84 | 2.97 | 4.13 | 5.29 | 6.45 | 7.60 | 8.76 | 9.92 | 11.08 | 12.24 | 13.40 | 14.56 | 15.71 | 16.87 | 18.03 | 19.19 | 20.35 | |
| 88 | 3.12 | 4.34 | 5.55 | 6.77 | 7.99 | 9.20 | 10.42 | 11.64 | 12.85 | 14.07 | 15.29 | 16.51 | 17.72 | 18.94 | 20.16 | 21.37 | |
| 92 | 3.27 | 4.54 | 5.82 | 7.09 | 8.37 | 9.64 | 10.92 | 12.20 | 13.47 | 14.75 | 16.02 | 17.30 | 18.57 | 19.85 | 21.12 | 22.40 | |
| 96 | 3.42 | 4.75 | 6.08 | 7.42 | 8.75 | 10.09 | 11.42 | 12.75 | 14.09 | 15.42 | 16.75 | 18.09 | 19.42 | 20.76 | 22.09 | 23.42 | |

FREE AREA (Sq. Ft.)

AIR PERFORMANCE



WATER PENETRATION CHART



THE BEGINNING OF WATER PENETRATION IS 887 F.P.M.

It is possible for moisture to penetrate louvers under adverse atmosphere conditions. For critical applications, drained ductwork or other means of drainage is recommended.

TEST UNIT SIZE: 48" x 48" (15 Min. Duration)

Data shown includes the effect of 1/2" x 1/2" x 19 ga. galvanized birdscreen. Graphs are corrected to standard air density .075 lb. per cubic foot.

RECOMMENDED MAXIMUM INTAKE FREE AREA VELOCITY 750 F.P.M.