




# AMCA Licensed Products



Tempest offers a complete line of Power Blowers from gasoline-powered belt-drive and direct-drive models to high performance electric units. Tempest blowers are built with the highest quality materials available and are engineered to last. Tempest continues to be ahead of the competition by innovating new standard features such as the aerodynamically designed Air-Flex Impeller, the handy front Kick Step, the convenient Flip-Up Handle and the new Muffler Safety Extension.

## Direct-Drive Gas Powered Blowers

Model Number	Engine Make	Engine Model	HP	Airflow (CFM)	Impeller RPM	Setback Distance	Tilt Angle
DD 16-T-3.5	Tecumseh	H35	3.5	10,399	3,650	4 feet	20°
DD 16-H-5.5	Honda	GX160	5.5	12,008	4,060	4 feet	20°
DD 18-H-5.5	Honda	GX160	5.5	14,773	3,765	5 feet	20°
DD 21-T-5.5	Tecumseh	OHH55	5.5	17,613	3,425	7 feet	20°
DD 21-H-6.5	Honda	GX200	6.5	20,152	3,740	7 feet	20°
DD 24-H-6.5	Honda	GX200	6.5	19,606	3,450	6 feet	20°

Speed (RPM) shown is nominal. Performance is based on actual speed of test. Performance ratings include the effect of inlet and outlet guards in the airstream.



## Electric Powered Blowers

Model Number	Engine Make	Engine Model	HP	Airflow (CFM)	Impeller RPM	Setback Distance	Tilt Angle
EB 21	Electric	N/A	1	11,698	1,731	7 feet	20°
EB 24	Electric	N/A	1	12,867	1,736	7 feet	20°

Speed (RPM) shown is nominal. Performance is based on actual speed of test. Performance ratings include the effect of inlet and outlet guards in the airstream.



Tempest Technology Corporation certifies that the Tempest Power Blowers shown herein are licensed to bear the AMCA seal. The ratings shown here are based on tests and procedures performed in accordance with AMCA Publication 211 and comply with requirements of the AMCA Certified Rating Program.



For More Information Contact Your Dealer or Call  
**1-800-346-2143**