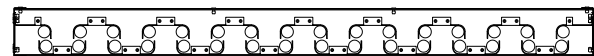





**FABRICATED STEEL
SAND LOUVER**

| | |
|---|---|
| Visible Mullion Louver Type | ASL401 |
| Material | Galvanized Steel |
| Stationary Blade | 18 gauge |
| Frame | 18 gauge |
| Louver Depth | 4 in. (101.6 mm) |
| Free Area – 4 ft. x 4 ft. Unit | 4.28 sq. ft. (0.40 m ²) |
| Percent Free Area | 26.8% |
| Construction | Mechanically Fastened |
| Options* | |
| Material | Aluminum height limited to 60 in. |
| Bird Screen | ½ in. x ½ in. mesh 19 gauge galvanized steel |
| Filter Rack | Factory Installed |



*Additional standard options and accessories also available.

RECOMMENDED SPECIFICATION

GENERAL

Furnish and install where indicated on plans or described in schedules Louver Type ASL401 as designed and manufactured by The Airlite Company LLC, Schofield, Wisconsin. Louvers shall be furnished with bird screen, insect screen, supports, installation hardware and finishes as specified and as required for a complete installation.

SUBMITTALS

Manufacturer shall submit shop drawings incorporating key plans, elevations, sections and details showing profiles, angles and spacing of louver blades and frames; unit dimensions related to wall openings and construction; and, anchorage details and locations. For each type of product specified, submit free area, Provide samples of manufacturer's finish and color charts showing the standard colors available.

PRODUCTS

Louvers shall be ASL401 with visible mullions. Louvers shall be 4-inches (101 mm) deep and assembled entirely from galvanized steel components. Blades and frames shall be 18 gauge galvanized steel. Blades shall be vertical, sightproof.

OPTIONAL WELDED ASSEMBLY

Join stationary blade, head, sill and jamb frames with fillet welds concealed from view, unless the size of the louver makes bolted connections between louver sections necessary. Louver blades shall be joined to each jamb frame with a minimum of two fillet welds produced with the Pulsed Gas Metal Arc Welding (GMAW/Mig) process.

STRUCTURAL DESIGN CRITERIA

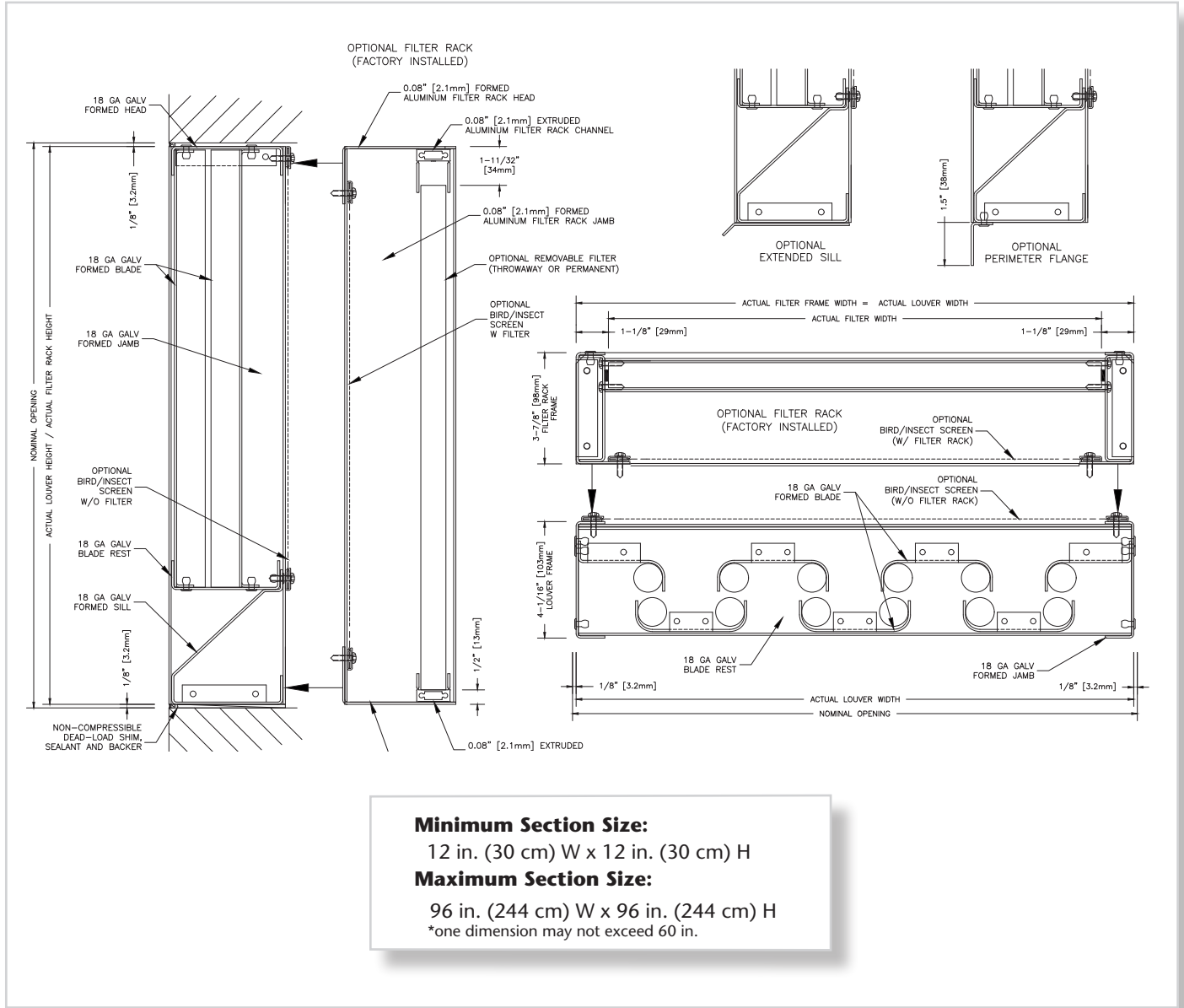
Maximum single section size for model ASL401 is 60-inches (152 cm) wide x 96-inches (244 cm) high or 96-inches (244 cm) wide x 60-inches (152 cm) high. Larger openings require field assembly of multiple louver sections to make up the overall opening size. Individual louver sections are designed to withstand a 24 PSF wind load (please consult Airlite if the louvers must withstand higher wind-loads). Structural reinforcing members may be required to adequately support and install multiple louver sections within a large opening. Structural reinforcing members along with any associated installation hardware is not provided by Airlite unless indicated otherwise by Airlite. Options and accessories including, but not limited to, screens, filter racks, louver doors, and blank off panels are not subject to structural analysis unless indicated otherwise by Airlite. Additional information on louver installation may be found in AMCA Publication #501, Louver Application Manual.

PERFORMANCE RATINGS

| | |
|--------------------------|--|
| FREE AREA: | 4.28 Square Feet (0.40 m ²) |
| SAND REMOVAL EFFICIENCY: | 100% at 250 fpm |
| AIRFLOW RESISTANCE: | 0.50 in. wg at 300 fpm |

LOUVER TYPE ASL401 PRODUCT DESCRIPTION & DETAILS

AIROLITE LOUVER TYPE ASL401 is a 4-inch (101 mm) deep, sand louver designed to protect air intake and exhaust openings in building exterior walls from wind-driven sand. The design incorporates vertical sighthproof blades to separate sand from the air stream which is then channeled out at the sloped sill. Louver Type ASL401 is not intended as a substitute for conventional air filters. Louver Type ASL401 is an efficient louver with AMCA Licensed air performance ratings that enable designers to select and specify this product with confidence. Please contact your local Aiolite representative or the factory for assistance with the layout and design of supports systems when required.



Minimum Section Size:
 12 in. (30 cm) W x 12 in. (30 cm) H
Maximum Section Size:
 96 in. (244 cm) W x 96 in. (244 cm) H
 *one dimension may not exceed 60 in.

LOUVER TYPE ASL401 PERFORMANCE RATINGS

FREE AREA CHART - in square feet

| Louver Height Inches | Louver Width in Inches | | | | | | | | | | | | | | |
|----------------------|------------------------|------|------|------|------|------|-------------|-------|-------|------|------|------|------|-------|-------|
| | 12 | 18 | 24 | 30 | 36 | 42 | 48 | 54 | 60 | 66 | 72 | 78 | 84 | 90 | 96 |
| 12 | 0.10 | 0.18 | 0.27 | 0.35 | 0.43 | 0.52 | 0.59 | 0.66 | 0.74 | 0.81 | 0.88 | 0.96 | 1.03 | 1.10 | 1.18 |
| 18 | 0.21 | 0.37 | 0.54 | 0.71 | 0.88 | 1.05 | 1.20 | 1.35 | 1.50 | 1.65 | 1.80 | 1.95 | 2.10 | 2.25 | 2.40 |
| 24 | 0.31 | 0.56 | 0.82 | 1.08 | 1.33 | 1.59 | 1.82 | 2.04 | 2.27 | 2.50 | 2.72 | 2.95 | 3.18 | 3.40 | 3.63 |
| 30 | 0.42 | 0.76 | 1.10 | 1.44 | 1.79 | 2.13 | 2.43 | 2.74 | 3.04 | 3.34 | 3.65 | 3.95 | 4.25 | 4.56 | 4.86 |
| 36 | 0.52 | 0.95 | 1.37 | 1.80 | 2.24 | 2.67 | 3.05 | 3.43 | 3.81 | 4.19 | 4.57 | 4.95 | 5.33 | 5.71 | 6.09 |
| 42 | 0.63 | 1.14 | 1.65 | 2.17 | 2.69 | 3.21 | 3.66 | 4.12 | 4.57 | 5.03 | 5.49 | 5.94 | 6.40 | 6.86 | 7.31 |
| 48 | 0.73 | 1.33 | 1.93 | 2.53 | 3.14 | 3.74 | 4.28 | 4.81 | 5.34 | 5.88 | 6.41 | 6.94 | 7.47 | 8.01 | 8.54 |
| 54 | 0.84 | 1.52 | 2.21 | 2.90 | 3.59 | 4.28 | 4.89 | 5.50 | 6.11 | 6.72 | 7.33 | 7.94 | 8.55 | 9.16 | 9.77 |
| 60 | 0.94 | 1.71 | 2.48 | 3.26 | 4.04 | 4.82 | 5.51 | 6.19 | 6.88 | 7.56 | 8.25 | 8.94 | 9.62 | 10.31 | 10.99 |
| 66 | 1.03 | 1.88 | 2.72 | 3.58 | 4.44 | 5.29 | 6.04 | 6.80 | 7.55 | | | | | | |
| 72 | 1.14 | 2.07 | 3.00 | 3.94 | 4.89 | 5.83 | 6.66 | 7.49 | 8.32 | | | | | | |
| 78 | 1.24 | 2.26 | 3.28 | 4.31 | 5.34 | 6.37 | 7.27 | 8.18 | 9.09 | | | | | | |
| 84 | 1.35 | 2.45 | 3.56 | 4.67 | 5.79 | 6.90 | 7.89 | 8.87 | 9.85 | | | | | | |
| 90 | 1.46 | 2.64 | 3.83 | 5.03 | 6.24 | 7.44 | 8.50 | 9.56 | 10.62 | | | | | | |
| 96 | 1.56 | 2.83 | 4.11 | 5.40 | 6.69 | 7.98 | 9.12 | 10.25 | 11.39 | | | | | | |

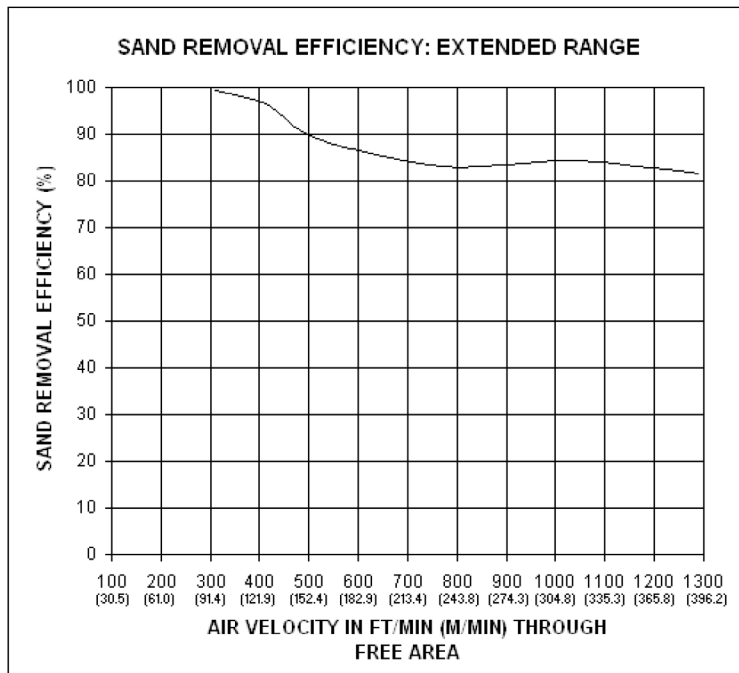
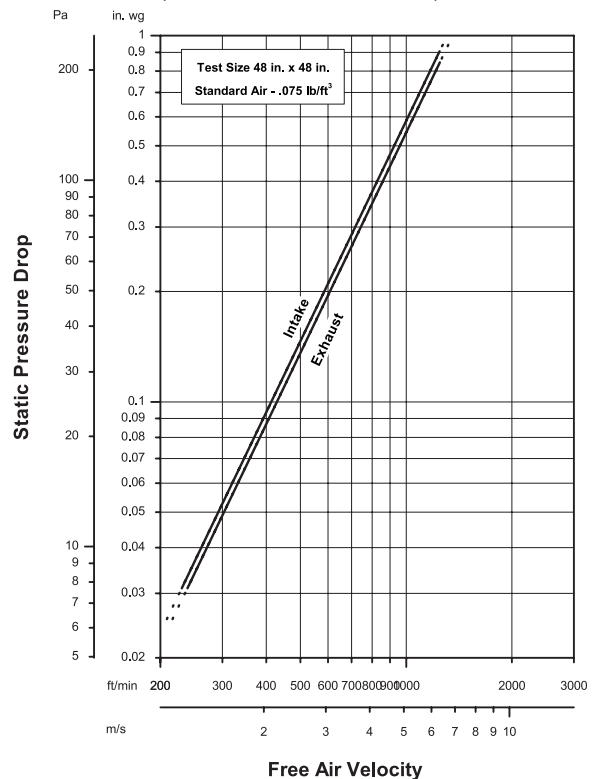
amca
WORLDWIDE
CERTIFIED
RATINGS

AIR
PERFORMANCE

AMCA
AIR MOVEMENT
AND CONTROL
ASSOCIATION
INTERNATIONAL, INC.

The Airolite Company, LLC certifies that Louver Type ASL401 shown herein is licensed to bear the AMCA seal. The ratings shown are based on tests and procedures performed in accordance with AMCA Publication 511 and comply with the requirements of the AMCA Certified Ratings Program. The AMCA Certified Ratings Seal applies only to Air Performance ratings.

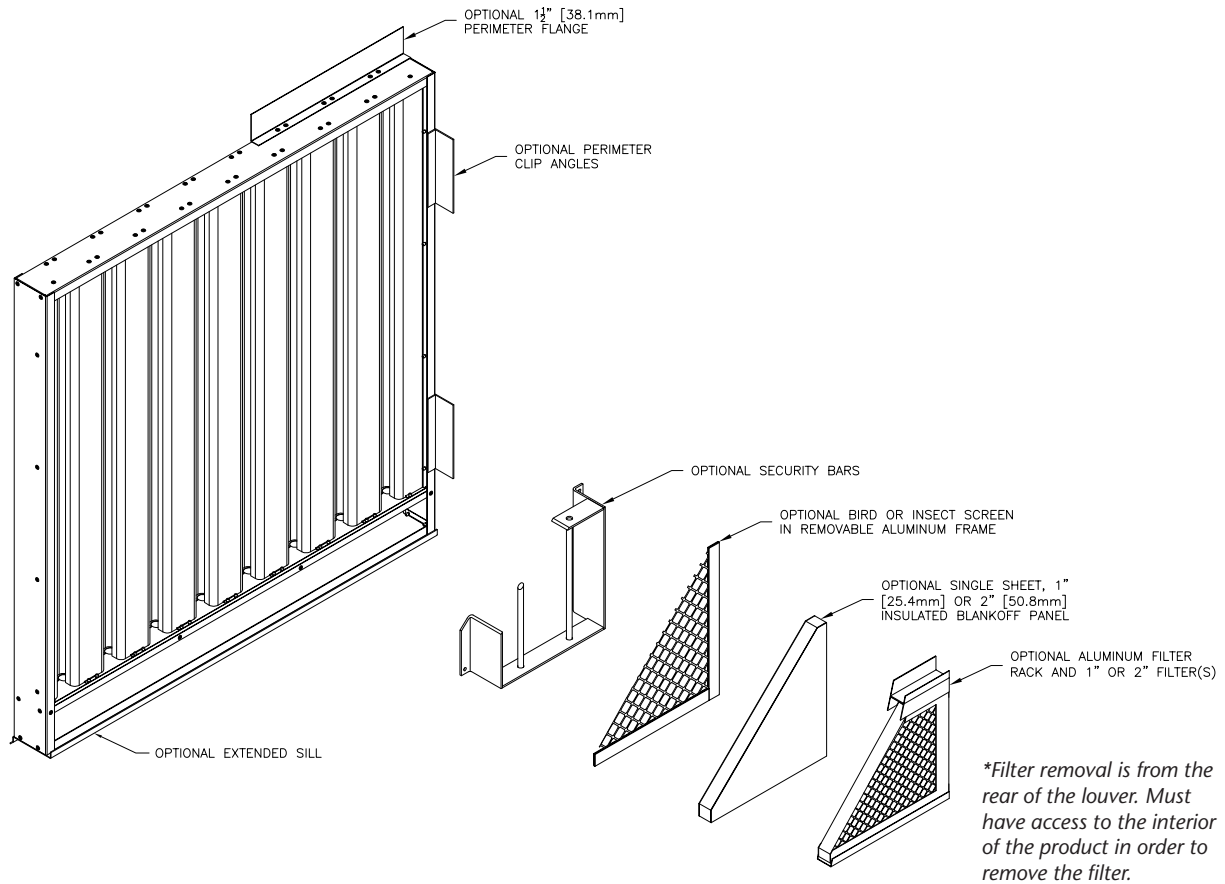
AIRFLOW RESISTANCE (Standard Air - .075 lb./ft.³)



Sand Removal Efficiency Charts of the ASL401 per ASHRAE Standard Method 52.1-1992 (previously ASHRAE Standard 52-76) as tested by a third party independent test lab using crushed quartz (150-300 μm) dust Medium.

Louver Type ASL401 resistance to airflow varies depending on louver application (air intake or air exhaust). Free area velocities (shown) are higher than the average velocity through the overall louver size.

LOUVER TYPE ASL401 METHOD OF INSTALLATION & ACCESSORY OPTIONS



FINISHES

| Finish Type | Description/Application | Color Selection | Standard Warranty (Aluminum) |
|---|--|---|---------------------------------|
| AAMA 2605 100% Fluoropolymer (FEVE) 2-Coat 70% Kynar® (PVDF) 3-Coat 70% Kynar® (PVDF) 4-Coat 70% Kynar® (PVDF) | "Best." The premier finish for extruded aluminum. Tough, long-lasting coating has superior color retention and abrasive properties. Resists chalking, fading, chemical abrasion and weathering. | Standard Colors: Any of the 27 standard colors shown can be furnished in 70% or 50% Kynar®, 100% Fluoropolymer or Baked Enamel. Mica Colors: Airlite offers 6 standard Mica colors for 70% Kynar® or 100% Fluoropolymer. Custom Colors: Custom color matching is available. Consult your Airlite representative for cost and/or lead-time implications if a custom color is required. | 10 Years (20 Years Optional) |
| AAMA 2603 Baked Enamel | "Good." Provides good adhesion and resistance to weathering, corrosion and chemical stain. | | 1 Year |
| AA-M10C22A42 Integral Color Anodize | "Two-step" anodizing is produced by following the normal anodizing step with a second, colorfast process. | Light, Medium, Dark or Extra Dark Bronze; Champagne; Black | 5 years |
| AA-M10C22A41 Clear Anodize 215 R-1 | Clear, colorless and hard oxide aluminum coating that resists weathering and chemical attack. | Clear | 5 years |
| AA-M10C22A31 Clear Anodize 204 | Clear, colorless and hard oxide aluminum coating that resists weathering and chemical attack. | Clear | 1 Year |
| Prime Coat | Louvers or architectural products shall be cleaned, pre-treated and receive a prime coat finish suitable for field painting. Airlite does not recommend prime coat or field painting of materials. | | n/a |
| Mill | Materials may be supplied in natural aluminum or galvanized steel finish when normal weathering is acceptable and there is no concern for color or color change. | | n/a |

Finishes meet or exceed AAMA 2605, AAMA 2604, and AAMA 2603 requirements. Please consult www.airlite.com for complete information on standard and extended paint warranties. Paint finish warranties are not applicable to steel products.



P.O. Box 410, 525 Western Road, Schofield, WI 54476-0410 USA
715.841.8757 • fax 715.841.8773 • www.airlite.com

Submittal ASL401 August 2021
Copyright ©2021 The Airlite Company, LLC

The Airlite Company, LLC reserves the right to make product changes.