



3900 Dr. Greaves Rd.

• Kansas City, MO 64030

• (816) 761-7476

• FAX (816) 765-8955

ELF375DFL DRAINABLE STATIONARY LOUVER EXTRUDED ALUMINUM LOUVER

UL LISTED FOR 50 PSF WINDLOAD

Florida Product Approval #FL11637

STANDARD CONSTRUCTION

FRAME

4" (102) deep, 6063T6 extruded aluminum with .081" (2.1) nominal wall thickness. Downspouts and caulking slots provided.

BLADES

6063T6 extruded aluminum, .081" (2.1) nominal wall thickness. Drainable blades are positioned at 37 1/2° angle and spaced approximately 5 3/32" (129) center to center.

SCREEN

5/8" x .040" (16 x 1) expanded, flattened aluminum bird screen in removable frame. Screen adds approximately 1/2" (13) to louver depth.

FINISH

Mill.

APPROXIMATE SHIPPING WEIGHT

6 lbs./ft.² (29.3 kg/m²).

MINIMUM SIZE

12"w x 12"h (305 x 305).

MAXIMUM SIZE

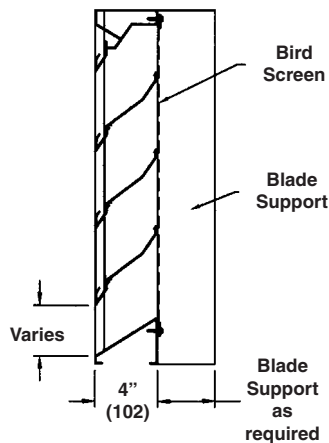
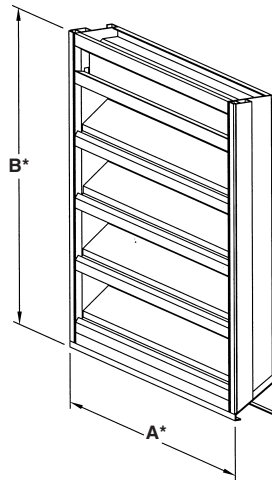
Maximum single ship section size 90"w x 120"h (2286 x 3048) or 120"w x 90"h (3048 x 2286). Maximum field assembled size of ship sections is 180"w x 120"h (4572 x 3048) or 240"w x 90"h (6096 x 2286). A maximum of two sections may be joined side by side. Single section heights only: **sections cannot be stacked in height.** Openings taller than the maximum louver height will need to be divided into multiple openings with suitable structural members. Structural members are not designed or provided by Ruskin.

INSTALLATION

The ELF375DFL must be installed per the appropriate installation detail. Reference the appropriate separate installation instruction sheets.

BLADE SUPPORTS

Factory installed on louvers over 30" (762) wide. Depth varies from 2" (51) to 6" (152) depending on louver size (consult Ruskin for more information).



FEATURES

- Meets 2007 Florida Building Code TAS202-94 requirements ± 50 psf windload.
- 54% Free Area (48"w x 48"h [1219 x 1219]).
- Published performance ratings based on testing in accordance with AMCA Publication 511
- High performance frame system with drainable head collects and removes water to provide excellent water penetration performance.
- Drain gutter in each blade minimizes water cascade between blades.
- UL File No. R22052
- Architecturally styled hidden mullions allowing continuous line appearance up to 120" (3048).
- All aluminum construction for low maintenance and high resistance to corrosion.
- All welded construction.

VARIATIONS

Variations to the basic design of these louvers are available at additional cost. They include:

- Extended sill.
- Front or rear security bars.
- Filter racks.
- A variety of bird and insect screens.
- Selection of finishes: prime coat, baked enamel (modified fluoropolymer), epoxy, Pearledize 50 & 70, PVDF, clear and color anodize. (Some variation in anodize color consistency is possible.

Consult Ruskin for other special requirements.

Dimensions in inches, parenthesis () indicate millimeters.

*Units furnished 1/2" (13) smaller than given opening dimensions.

SUGGESTED SPECIFICATION

GENERAL

Furnish and install at locations shown on the plans or as described in schedules drainable stationary louver meeting the performance criteria established by the Florida Building Code. Stationary louvers shall be certified ASTM E330-02 and Florida standard TAS 202 (Uniform Static Air Pressure) tests. Stationary louvers shall be manufactured in an ISO 9001 certified factory.

Stationary louvers shall be furnished with bird and/or insect screens, supports and finishes as specified and as required for a complete installation. Stationary louvers shall incorporate drainable stationary blades. All blades and frames shall be constructed of 6063-T5 aluminum alloy.

MATERIAL

Stationary louvers shall be 4" (102) deep. Louver blades and frames shall be .081" (2.1) nominal wall thickness. Integral gutters shall be incorporated into blades, louver head and jamb frames.

PERFORMANCE

The louver shall be AMCA certified for Water Penetration and Air Performance conforming to the following minimum requirements:

Free Area: 8.58 Square Feet (0.80 m²)

Maximum pressure drop at 1000 fpm (305 m/min): 0.20" w.g. (0.05 kPa)

Free Area Velocity at Beginning Point of Water Penetration: 873 fpm (266 m/min)

PERFORMANCE DATA

AMCA Standard 500 provides a reasonable basis for testing and rating louvers. Testing to AMCA 500 is performed under a certain set of laboratory conditions. This does not guarantee that other conditions will not occur in the actual environment where louvers must operate.

The louver system should be designed with a reasonable safety factor for louver performance. To ensure protection from water carry-over, design with a performance level somewhat below maximum desired pressure drop and .01 oz./sq. ft. of water penetration.

STRUCTURAL DESIGN

Integral structural supports shall be designed and furnished by the louver manufacturer to carry a wind load of not less than 50 psf (2.4 kPA).

FINISH

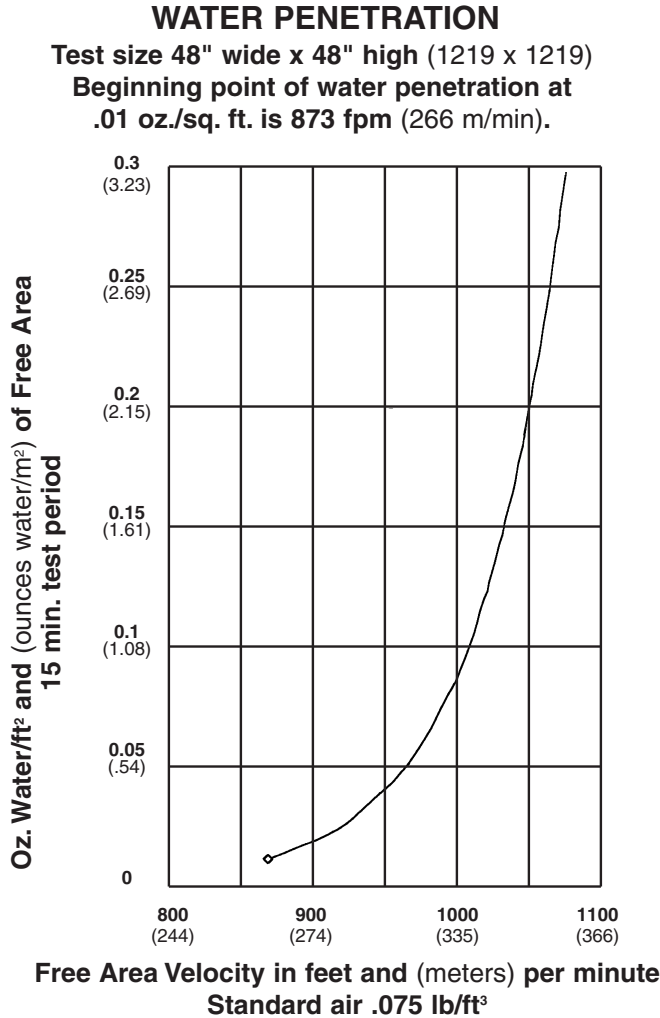
Stationary louvers shall be finished as specified by the architect. Painted finishes shall include the following minimum requirements. All PVDF finishes shall be applied at 1.2 mil total dry film thickness and meet the following AAMA standards. 70% PVDF finishes shall meet AAMA 2605-05 for organic coatings and exterior aluminum finishes requiring 10 years of South Florida exposure. 50% PVDF finishes shall meet AAMA 2604-05 for organic coatings and exterior aluminum finishes requiring 5 years of South Florida exposure.

Louver manufacturer shall provide 20 year limited warranty for fluoropolymer-based finishes. 10-year warranties shall not be acceptable. Finish coating shall not peel, blister, chip, crack or check. Chalking and fading of finish shall not exceed the maximum limits identified in the manufacturers finish warranty.

This warranty shall begin on the date of material shipment.

Stationary Louver shall be Ruskin model ELF375DFL.

(Consult www.ruskin.com for electronic version of this "Quick" spec as well as for complete 3-part CSI MasterFormat Specifications)



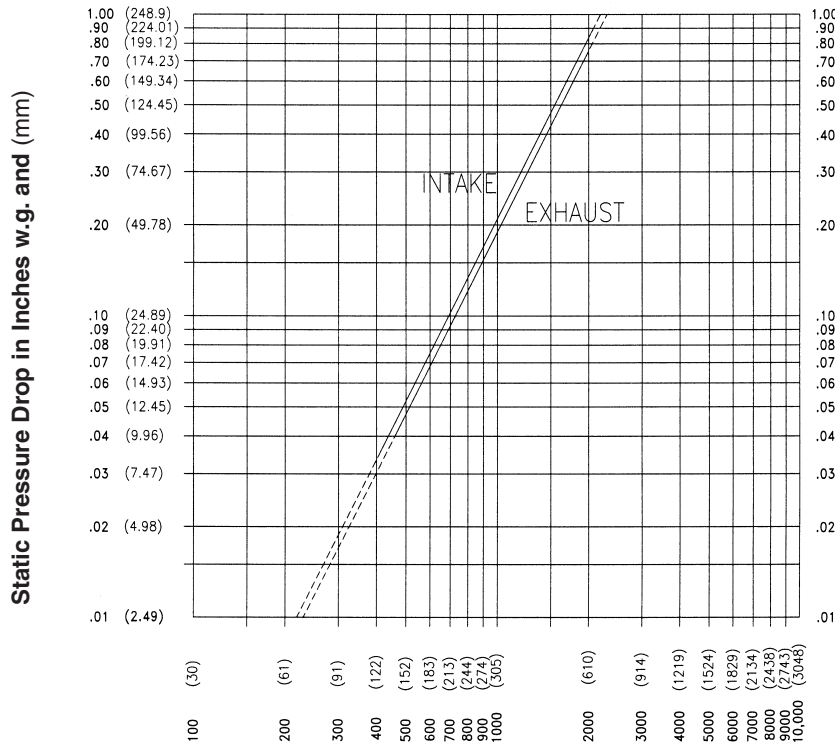
FREE AREA GUIDE

Free Area Guide shows free area in ft² and m² for various sizes of ELF375DFL
Width – Inches and Meters

Height – Inches and Meters

	12	18	24	30	36	42	48	54	60	66	72	78	84	90	96	102	108	114	120
12	0.30	0.45	0.60	0.75	0.90	1.05	1.20	1.35	1.50	1.65	1.80	1.95	2.10	2.25	2.40	2.55	2.70	2.85	3.00
0.30	0.03	0.05	0.07	0.09	0.11	0.13	0.14	0.16	0.18	0.20	0.22	0.24	0.26	0.28	0.29	0.31	0.33	0.35	0.37
18	0.61	0.97	1.34	1.71	2.07	2.44	2.80	3.17	3.53	3.90	4.26	4.63	4.99	5.36	5.73	6.09	6.46	6.82	7.19
0.45	0.06	0.09	0.12	0.16	0.19	0.23	0.26	0.29	0.33	0.36	0.40	0.43	0.46	0.50	0.53	0.57	0.60	0.63	0.67
24	0.88	1.41	1.94	2.47	3.00	3.53	4.05	4.58	5.11	5.64	6.17	6.70	7.23	7.76	8.28	8.81	9.34	9.87	10.40
0.60	0.08	0.13	0.18	0.23	0.28	0.33	0.38	0.43	0.48	0.52	0.57	0.62	0.67	0.72	0.77	0.82	0.87	0.92	0.97
30	1.15	1.85	2.54	3.23	3.92	4.61	5.31	6.00	6.69	7.38	8.07	8.77	9.46	10.15	10.84	11.53	12.23	12.92	13.61
0.75	0.10	0.16	0.22	0.27	0.33	0.39	0.45	0.51	0.57	0.63	0.68	0.74	0.80	0.86	0.92	0.98	1.04	1.10	1.15
36	1.32	2.11	2.91	3.70	4.49	5.28	6.08	6.87	7.66	8.45	9.24	10.04	10.83	11.62	12.41	13.21	14.00	14.79	15.58
0.90	0.12	0.20	0.27	0.34	0.42	0.49	0.56	0.64	0.71	0.79	0.86	0.93	1.01	1.08	1.15	1.23	1.30	1.38	1.45
42	1.59	2.55	3.50	4.46	5.42	6.37	7.33	8.28	9.24	10.19	11.15	12.11	13.06	14.02	14.97	15.93	16.88	17.84	18.80
1.05	0.15	0.24	0.33	0.41	0.50	0.59	0.68	0.77	0.86	0.95	1.04	1.13	1.21	1.30	1.39	1.48	1.57	1.66	1.75
48	1.86	2.98	4.10	5.22	6.34	7.46	8.58	9.70	10.82	11.94	13.05	14.17	15.29	16.41	17.53	18.65	19.77	20.89	22.01
1.20	0.17	0.28	0.38	0.49	0.59	0.69	0.80	0.90	1.01	1.11	1.21	1.32	1.42	1.53	1.63	1.73	1.84	1.94	2.05
54	2.14	3.42	4.70	5.98	7.27	8.55	9.83	11.11	12.40	13.68	14.96	16.24	17.52	18.81	20.09	21.37	22.65	23.94	25.22
1.35	0.20	0.32	0.44	0.56	0.68	0.80	0.91	1.03	1.15	1.27	1.39	1.51	1.63	1.75	1.87	1.99	2.11	2.23	2.35
60	2.41	3.85	5.30	6.75	8.19	9.64	11.08	12.53	13.97	15.42	16.87	18.31	19.76	21.20	22.65	24.09	25.54	26.98	28.43
1.50	0.22	0.36	0.49	0.63	0.76	0.90	1.03	1.17	1.30	1.43	1.57	1.70	1.84	1.97	2.11	2.24	2.38	2.51	2.64
66	2.58	4.12	5.67	7.21	8.76	10.31	11.85	13.40	14.94	16.49	18.04	19.58	21.13	22.67	24.22	25.77	27.31	28.86	30.40
1.65	0.24	0.38	0.53	0.67	0.81	0.96	1.10	1.25	1.39	1.53	1.68	1.82	1.96	2.11	2.25	2.40	2.54	2.68	2.83
72	2.85	4.56	6.27	7.98	9.69	11.39	13.10	14.81	16.52	18.23	19.94	21.65	23.36	25.07	26.78	28.49	30.20	31.91	33.61
1.80	0.26	0.42	0.58	0.74	0.90	1.06	1.22	1.38	1.54	1.70	1.85	2.01	2.17	2.33	2.49	2.65	2.81	2.97	3.13
78	3.12	4.99	6.87	8.74	10.61	12.48	14.36	16.23	18.10	19.97	21.85	23.72	25.59	27.46	29.34	31.21	33.08	34.95	36.83
1.95	0.29	0.46	0.64	0.81	0.99	1.16	1.34	1.51	1.68	1.86	2.03	2.21	2.38	2.55	2.73	2.90	3.08	3.25	3.42
84	3.39	5.43	7.46	9.50	11.54	13.57	15.61	17.64	19.68	21.72	23.75	25.79	27.82	29.86	31.89	33.93	35.97	38.00	40.04
2.10	0.32	0.50	0.69	0.88	1.07	1.26	1.45	1.64	1.83	2.02	2.21	2.40	2.59	2.78	2.97	3.16	3.34	3.53	3.72
90	3.67	5.86	8.06	10.26	12.46	14.66	16.86	19.06	21.26	23.46	25.66	27.86	30.05	32.25	34.45	36.65	38.85	41.05	43.25
2.25	0.34	0.55	0.75	0.95	1.16	1.36	1.57	1.77	1.98	2.18	2.39	2.59	2.80	3.00	3.20	3.41	3.61	3.82	4.02
96	3.94	6.30	8.66	11.02	13.39	15.75	18.11	20.47	22.84	25.20	27.56	29.92	32.29	34.65	37.01	39.37	41.74	44.10	46.46
2.40	0.37	0.59	0.81	1.03	1.24	1.46	1.68	1.90	2.12	2.34	2.56	2.78	3.00	3.22	3.44	3.66	3.88	4.10	4.32
102	4.10	6.57	9.03	11.49	13.96	16.42	18.88	21.34	23.81	26.27	28.73	31.19	33.66	36.12	38.58	41.05	43.51	45.97	48.43
2.55	0.38	0.61	0.84	1.07	1.30	1.53	1.76	1.98	2.21	2.44	2.67	2.90	3.13	3.36	3.59	3.82	4.05	4.28	4.50
108	4.38	7.00	9.63	12.25	14.88	17.51	20.13	22.76	25.38	28.01	30.64	33.26	35.89	38.51	41.14	43.77	46.39	49.02	51.64
2.70	0.41	0.65	0.90	1.14	1.38	1.63	1.87	2.12	2.36	2.60	2.85	3.09	3.34	3.58	3.83	4.07	4.31	4.56	4.80
114	4.65	7.44	10.23	13.02	15.81	18.60	21.39	24.17	26.96	29.75	32.54	35.33	38.12	40.91	43.70	46.49	49.28	52.07	54.86
2.85	0.43	0.69	0.95	1.21	1.47	1.73	1.99	2.25	2.51	2.77	3.03	3.29	3.55	3.80	4.06	4.32	4.58	4.84	5.10
120	4.92	7.87	10.83	13.78	16.73	19.68	22.64	25.59	28.54	31.49	34.45	37.40	40.35	43.30	46.26	49.21	52.16	55.11	58.07
3.00	0.46	0.73	1.01	1.28	1.56	1.83	2.11	2.38	2.65	2.93	3.20	3.48	3.75	4.03	4.30	4.58	4.85	5.13	5.40

PRESSURE DROP



Ratings do not include the effect of a bird screen.



Ruskin Manufacturing Company certifies that the ELF375DFL louver shown herein is licensed to bear the AMCA Seal. The ratings shown are based on tests and procedures performed in accordance with AMCA Publication 511 and comply with the requirements of the AMCA Certified Ratings Program. The AMCA Certified Ratings Seal applies to air performance ratings and water penetration ratings only.



3900 Dr. Greaves Rd.
Kansas City, MO 64030
(816) 761-7476
FAX (816) 765-8955
www.ruskin.com