Winfan

苏州顶裕节能设备有限公司

SUZHOU DINGYU ENERGY-EFFICIENT EQUIPMENT CO.,LTD

地址/ADD：江苏省苏州市吴江区汾湖经济开发区康力大道1397号

邮编/ZIP：215213

电话/TEL：86-512-63296761

电邮/E-mail：leoleo@winfansys.com

www.frpfan.com

Suzhou Dingyu Energy-Efficient Equipment Co. Ltd certifies that the TF -FRP fan serie shown herein are licensed to bear the AMCA Seal. The ratings shown are based on tests and procedures performed in accordance with AMCA Publication 211 and comply with the requirements of the AMCA Certified Ratings Program.
The AMCA Certified Ratings Program seal applies to the FEG for models TF-361, TF-421, TF-481, TF-541, TF-601 and TF-721 only.

Winfan

BULLTIN:WF008

November 2023

最大风压可到3250Pa 最大风量可到210000m³/h 最高操作温度可到80°C

Wind pressures up to 3250Pa Wind Volume up to210000m³/h Operating temperature up to 80°C

顶裕专业防腐风机

FRP风机系列

Dingyu Specialized Anti-corrosion Fan

FRP Fan Series

苏州顶裕节能设备有限公司

SUZHOU DINGYU ENERGY-EFFICIENT EQUIPMENT CO.,LTD

FRP Fan Series

高性能 高效率 低震动 低噪音

High Performance High Efficiency Low Vibration Low Noise

外型精致美观 性能卓越不凡

Elegant Design and Excel Performance

资质证书 | Qualification Certificate

节能证书（玻璃钢离心风机）
Energy Conservation Product Certification (FRP Fan)



顶裕节能风机工程技术研究中心
Energy Conservation Fan Engineering Research Center

防爆玻璃钢风机证书
Certificate Of Explosion Proof Fiberglass Fan

节能证书（金属离心风机）
Energy Conservation Product Certification
(Metallic Centrifugal Fan)

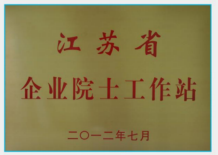

院士工作站
Enterprise Academician Workstation

抗酸碱风机的外壳装置专利证书
Acid and alkali resistant fan Casing patent

顶裕ISO中文证书
ISO certificate in Chinese

高新技术企业证书
Certificate Of High tech Enterprise

对数线型叶轮专利证书
Logarithmic linear impeller patent

FRP风机 | FRP Fan

顶裕以专业技术为您提供理想中的专业风机。以强劲的性能，符合国际标准的设计的规格，最前瞻的设计理念，最人性化的保养维护与贴心的售后服务，推出FRP（玻璃钢）系列风机，以高效率，低能耗，低噪音，低震动，获得多项专利认证，领先于同类产品，是您在风机方面的最佳选择！

Dingyu supplies you with ideal specialized fans with its proven expertise. Based on sound performance, international standardized design and specification, perspective design concept, humanized maintenance and considerate after service, we are launching the cutting-edge FRP (glass fiber reinforced plastic) series fan featured with high efficiency, low energy consumption, low noise, low vibration and multiple patent certifications, which is your best choice.

风机用途与特点 | Applications and features

可广泛用于：

腐蚀性酸碱气体的抽排风，废气净化处理，污水除臭等，含有腐蚀性气体的环境。

It can be widely used for:

Ventilation of corrosive gas with acidic/alkaline contents, and waste gas purification，sewage deodorization and such environments with corrosive gas.

产品特点：

- 使用范围广泛，适用于多种工况，高效节能（省电），为您创造利润，节省成本。
- 本系列玻璃钢风机机壳、入口钟、叶轮均为纯玻璃钢，彻底改变了传统碳钢衬玻璃钢的制作工艺。
- 机壳与铁架连接螺栓采用整体成形包覆处理方式，彻底解决了因腐蚀而造成螺栓损坏的现象。
- 风机采用双层底座，不用拆地脚螺栓，可方便维护风机。

Product features:

- Applicable for wide range and multiple operation environments,Efficient energy performance to generate profits and cost saving
- The enclosure, inlet bell and impeller of this series fan are made of pure fiber glass reinforced plastic, which has completely changed the fabricating process for fiber glass reinforced plastic lined with traditional carbon-steel.
- The bolts linking the enclosure and iron support is treated by complete profiling wrapping method which has completely solved the issue of bolt damage due to corrosion.
- The fan is featured with dual-level seat for easy maintenance without necessity to remove the anchor bolts.

风机机型选用说明 |
Explanation for fan model selection

范例：

若以需求风量30000CMH，静压2000Pa为例，则根据下列性能曲线总表所示选出适用的TF-361机型。

Example:

If you require 30000CMH capacity and 2000Pa static pressure, then you can choose out the TF-361 model which is proper for your application according to the summary table of performance curve below.

注(Note)：1CMM=60CMH 1MMAq=10Pa

风机构造及各部位名称 |

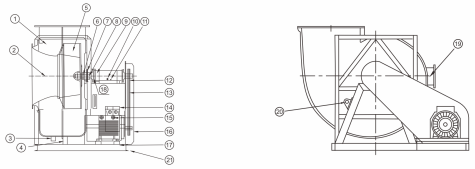

编号	各零部件名称	数量	单位
1	机壳	1	组
2	进风口	1	组
3	排污管	1	组
4	机壳支撑架	1	组
5	叶轮	1	个
6	轮毂（轴盘）	1	个
7	轴封	1	组
8	主轴	1	只
9	轴承座	1	组
10	油视镜	1	组
11	泄油阀	1	只
12	皮带轮	1	组
13	皮带	1	组
14	电机防护罩	1	只
15	电机	1	台
16	皮带防护罩	1	只
17	机架	1	组
18	主轴盖	1	只
19	清洁孔	1	组
20	吊环	1	组
21	地脚螺栓	1	组

TF-151

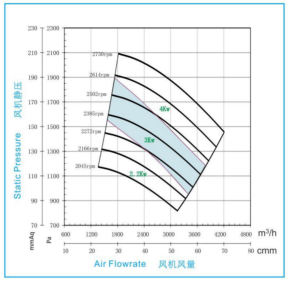

TF-181

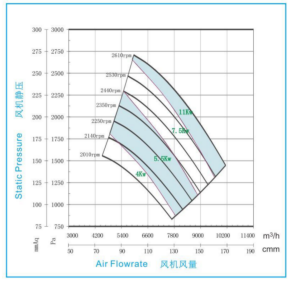

TF-241

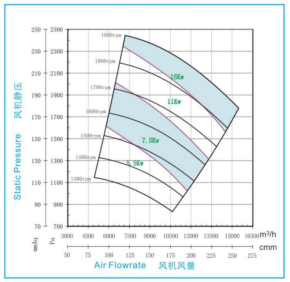

TF-271

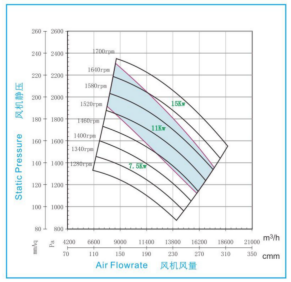

TF-301

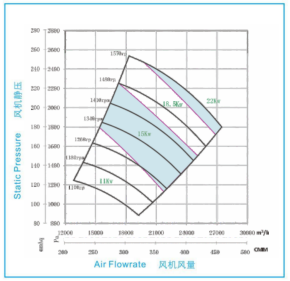

TF-331

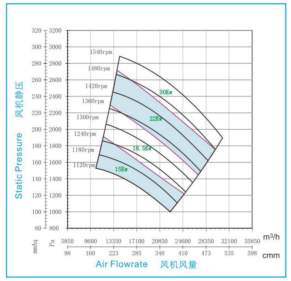

- Performance certified is for installation type D - Ducted inlet, Ducted outlet.
- Power rating (kW) does not include transmission losses. Performance ratings do not include the effects of appurtenances (accessories).

- Performance certified is for installation type D - Ducted inlet, Ducted outlet.
- Power rating (kW) does not include transmission losses. Performance ratings do not include the effects of appurtenances (accessories).

TF-361

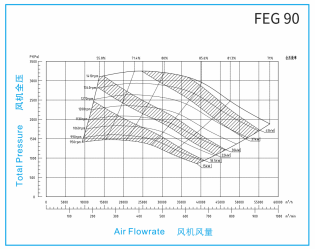

TF-421

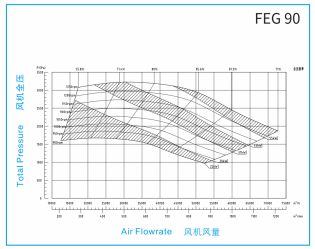

TF-481

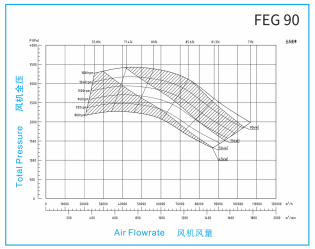

TF-541

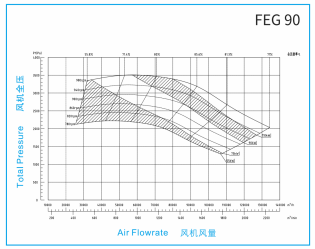

TF-601

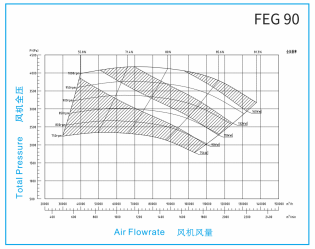

TF-721

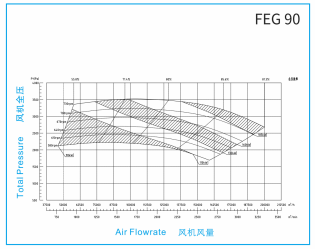

- Performance certified is for installation type D - Ducted inlet, Ducted outlet.
- Power rating (kW) does not include transmission losses. Performance ratings do not include the effects of appurtenances (accessories).

风机尺寸图 | Fan Dimension Chart

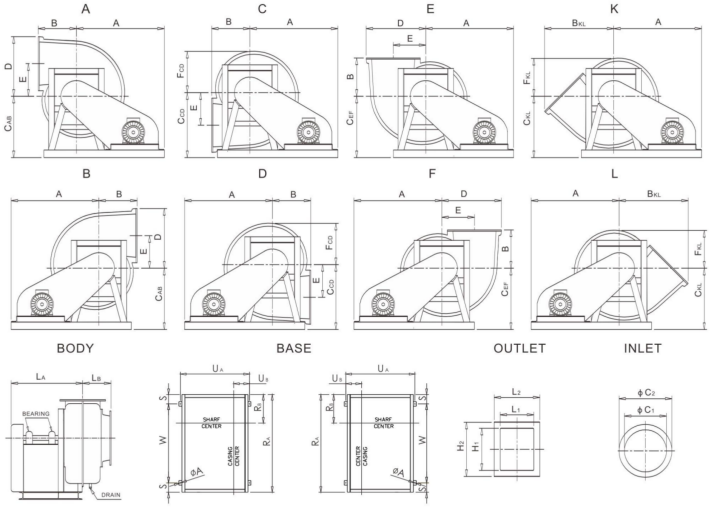

MODEL	BODY												
	A	B	B_{KL}	C_{AB}	C_{CD}	C_{EF}	C_{KL}	D	E	F_{CD}	F_{KL}	L_A	L_B
TF-151	730	318	576	552	570	552	552	496	271	344	317	615	235
TF-181	820	387	712	645	700	645	645	620	335	410	372	720	290
TF-241	970	490	912	785	885	785	785	790	430	534	486	860	351
TF-271	1009	560	997	815	935	815	815	850	460	576	527	880	368
TF-301	1120	626	1114	940	1040	940	940	950	480	614	556	981	400
TF-331	1180	700	1230	890	1150	990	1050	1040	570	702	637	1010	420

MODEL	BASE							INLET		OUTLET			
	R_A	R_B	U_A	U_B	S	W	A	C_1	C_2	L_1	L_2	H_1	H_2
TF-151	1000	270	546	25	100	800	20	350	440	280	380	350	450
TF-181	1150	330	661	20	125	900	20	450	545	350	470	450	570
TF-241	1350	380	791	24	125	1100	20	600	685	480	612	600	710
TF-271	1470	425	800	20	125	1220	20	655	765	530	630	665	765
TF-301	1600	480	881	24	125	1350	20	750	845	550	690	800	930
TF-331	1750	570	967	24	150	1450	20	800	910	615	735	805	935

本手册所载产品型号、规格、性能参数等内容供参考选择，具体以实际需要为准。若有变动，恕不另行通知。
The contents of this manual such as product model, specification, performance parameter etc. are for model selection reference only, which are subject to actual demand. Modification may be made from time to time without prior notification.

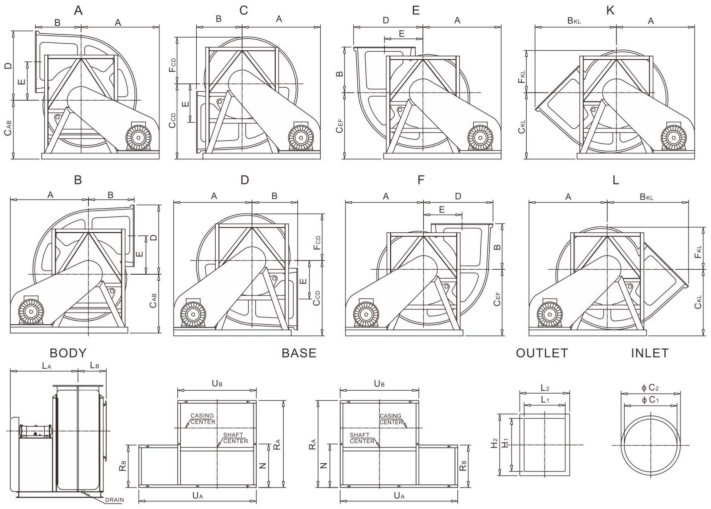

MODEL	BODY												
	A	B	B_{KL}	C_{AB}	C_{CD}	C_{EF}	C_{KL}	D	E	F_{CD}	F_{KL}	L_A	L_B
TF-361	1331	777	1384	1000	1280	1130	1130	1180	655	799	726	1150	481
TF-421	1595	854	1556	1100	1500	1250	1250	1347	772	893	804	1235	534
TF-481	1690	1000	1793	1200	1650	1450	1450	1535	860	1035	939	1438	635
TF-541	1910	1120	1994	1300	1840	1470	1470	1700	950	1167	1051	1610	650
TF-601	1875	1204	2199	1290	2045	1500	1610	1905	1075	1197	1090	1648	745
TF-721	2312	1400	2531	1600	2370	1920	2120	2180	1200	1481	1323	1964	1000

MODEL	BASE								INLET		OUTLET			
	R_A	R_B	U_A	U_B	N	S	W	A	C_1	C_2	L_1	L_2	H_1	H_2
TF-361	1542	782	2000	1338	771	150	850	20	900	1010	710	845	900	1040
TF-421	1680	820	2350	1510	840	150	1025	20	1010	1110	800	945	1010	1145
TF-481	1935	860	2550	1720	968	150	1125	20	1200	1340	951	1095	1200	1340
TF-541	2105	970	2900	1980	1053	150	1300	20	1340	1500	1070	1145	1340	1500
TF-601	2225	978	2860	1980	1113	150	1280	20	1430	1625	1135	1275	1430	1675
TF-721	2651	2651	3500	3500	1325	150	1600	20	1800	1960	1440	1600	1800	1960

FRP 风机系列 FRP Fan Series
www.frpfan.com

技术资料 | Technical Data

顶裕风机传动方式的选择
Selection of transmission method for Dingyu Fan

(B)
皮带式Belt-driven model

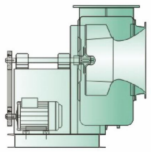

(C)
轴动式Shaft-driven model

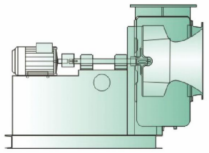

(D)
直结式Direct-engagement model

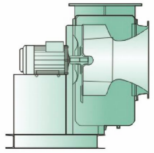

标准回转方向与出风口方向
Standard rotation direction and wind-hole direction

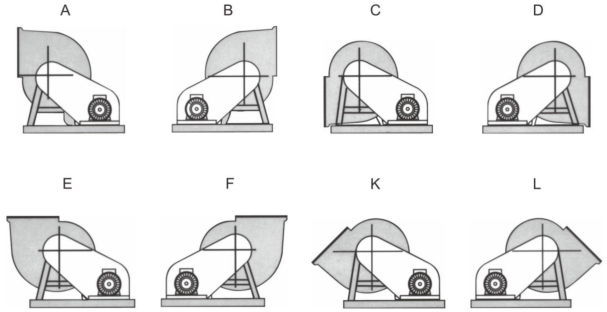

以皮带轮侧方向为准
Subject to pulley-side direction

本手册所载产品型号、规格、性能参数等内容供参考选择，具体以实际需要为准。若有变动，恕不另行通知。
The contents of this manual such as product model, specification, performance parameter etc. are for model selection reference only, which are subject to actual demand. Modification may be made from time to time without prior notification.