

Standard Construction and Materials

FRAME: .081" thick (nominal) extruded aluminum, 6063-T52/T6 alloy.

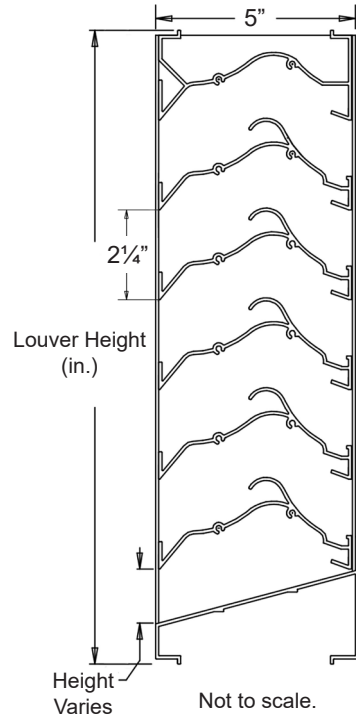
BLADE: .081" thick (nominal) extruded aluminum, 6063-T52/T6 alloy. Blades approximately 2 1/4" on centers.

LOUVER FACE: Head and blades contained in jambs. Sill contains jambs.

SCREEN: (When indicated.)

- 1/2" flattened aluminum (.051" thick),
- or- 1/2" sq. mesh, intermediate double-crimped aluminum wire, .063" dia.,
- or- 19/16 mesh, .011" dia. aluminum wire, insect screen.

FINISH: Mill



Options

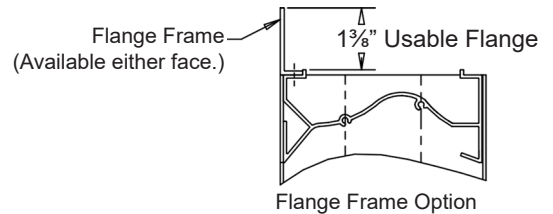
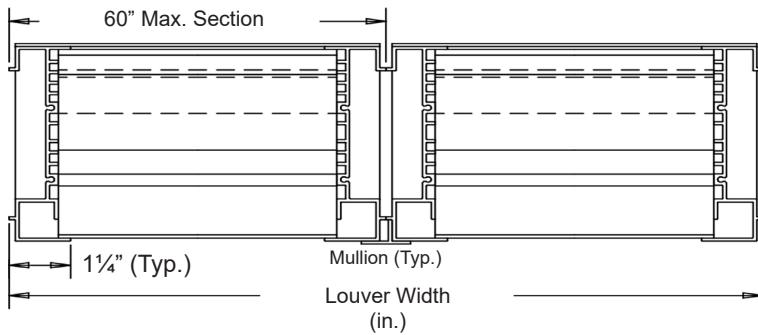
Finish - Baked Enamel, Kynar, Anodize

Notes

1. 1/2" nominal deduction will be made to the opening size given.
2. Louvers larger than the maximum factory assembled size will require field assembly of smaller louver sections.
3. Approximate shipping weight is 5.5 lbs./sq.ft.

Louver Sizes

Min Panel	Max Single Panel
12"W x 12"H	40 sq. ft.



											
Item #	Qty	Width	Height	Width	Height	Mullion	Type	Location			
		Opening Size		Louver Size			Screens				
Arch. / Eng.:						EDR:		ECN:		Job:	
Contractor:											
Project:						Date:		DWN:		DWG:	

In the interest of product development, Cesco Products reserves the right to make changes without notice.



450 Riverside Dr • Wyalusing PA, 18853
 Phone: 570-746-1888 • Fax: 570-746-9286
 www.cescoproducts.com

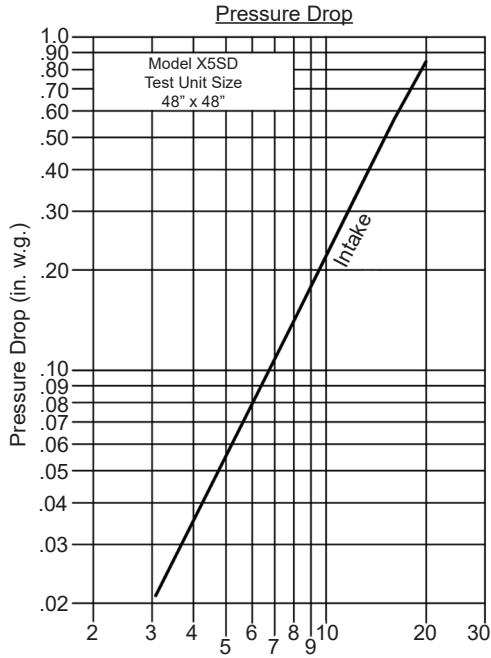
Performance Data

Pressure Drop: .208 in. w.g. at 1000 fpm (intake)

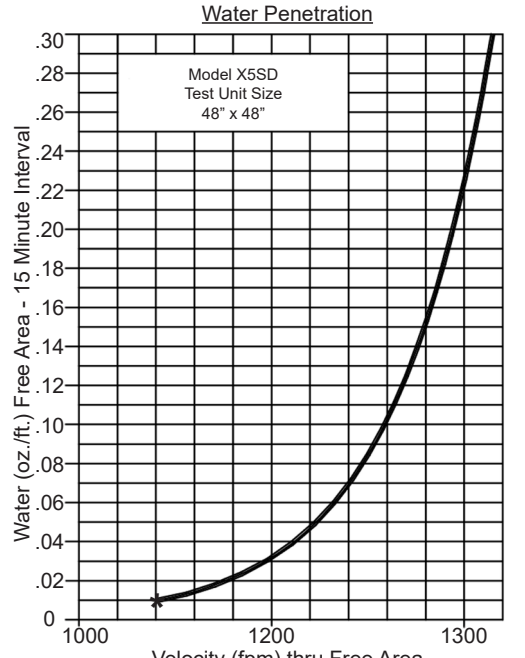
Free Area: 7.73 sq.ft. = 48.3% for 48"W x 48"H sample tested in accordance with AMCA Standard 500-L.

Beginning Point of Water Penetration: 1141 fpm

Ratings do not include the effects of a screen.



Intake air converted to standard air density.
Tested to AMCA Standard 500-L, Figure 5.5.



1141 (FPM) Beginning Point of Water Penetration

Free Area (sq.ft.)

		Width (in.)									
		12"	24"	36"	48"	60"	72"	84"	96"	108"	120"
Height (in.)	12"	.26	.59	.92	1.25	1.58	1.90	2.23	2.56	2.89	3.22
	24"	.68	1.55	2.41	3.27	4.14	5.00	5.86	6.73	7.59	8.46
	36"	1.11	2.50	3.90	5.30	6.70	8.10	9.50	10.89	12.29	13.69
	48"	1.61	3.65	5.69	7.73	9.77	11.81	13.85	15.89	17.93	19.97
	60"	2.04	4.61	7.19	9.76	12.33	14.91	17.48	20.06	22.63	25.21
	72"	2.46	5.57	8.68	11.79	14.90	18.00	21.11	24.22	27.33	30.44
	84"	2.97	6.72	10.47	14.22	17.97	21.72	25.47	29.22	32.97	36.72
	96"	3.39	7.68	11.96	16.25	20.53	24.82	29.10	33.39	37.67	41.96
	108"	3.82	8.63	13.45	18.27	23.09	27.91	32.73	37.55	42.37	47.19
	120"	4.32	9.78	15.25	20.71	26.17	31.63	37.09	42.55	48.01	53.47



Cesco Products certifies that the Model X5SD shown herein is licensed to bear the AMCA Seal. The ratings shown are based on tests and procedures performed in accordance with AMCA Publication 511 and comply with the requirements of the AMCA Certified Ratings Program. The AMCA Certified Ratings Seal applies to Water Penetration and Air Performance ratings only.