

ELF375DX / ELF375DXH

Drainable Stationary Louvers
Extruded Aluminum



APPLICATION

The ELF375DX/ELF375DXH are 4" deep, extruded aluminum, drainable, stationary louvers that are designed to protect air intake and exhaust openings on exterior walls. These louvers are designed with drainable gutter systems that channel water from the blades to downspouts in the jambs. Here, water is exhausted out of the front of the louvers.

STANDARD CONSTRUCTION

Frame	4" (102) deep, 6063T6 extruded aluminum. ELF375DX - .081" (2.1) nominal wall thickness. ELF375DXH - .125" (3.2) nominal wall thickness. Downspouts and caulking surfaces provided.
Blades	6063T6 extruded aluminum. ELF375DX - .081" (2.1) nominal wall thickness. ELF375DXH - .125" (3.2) nominal wall thickness. Drainable blades are positioned at 37 1/2° angle and spaced approximately 5 3/32" (129) center to center.
Screen	5/8" x .040" (16 x 1) expanded, flattened aluminum bird screen in removable frame. Screen adds approximately 1/2" (13) to louver depth.
Finish	Mill.
Minimum Size	12"w x 12"h (305 x 305).
Approximate Shipping Weight	ELF375DX - 4 lbs./ft. ² (19.5 kg/m ²). ELF375DXH - 6 lbs./ft. ² (29.3 kg/m ²).
Maximum Factory Assembly Size	Single sections shall not exceed 120"w x 90"h (3048 x 2286) or 90"w x 120"h (2286 x 3048). Louvers larger than the maximum single section size will require field assembly of smaller sections.
Blade Supports	Louvers may be provided with rear mounted blade supports that increase overall louver depth depending on louver size, assembly configuration or windload.

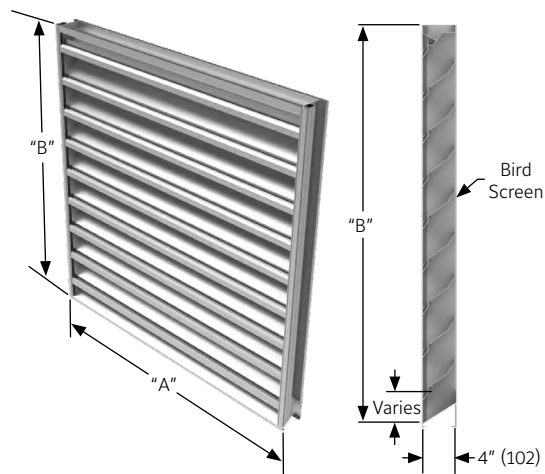
Consult Ruskin for additional information.

LEED Material Information

Contact Ruskin for Recycled Material and Manufacturing Location Information.

FEATURES

- ▶ 54% Free Area.
- ▶ Published performance ratings based on testing in accordance with AMCA Publication 511.
- ▶ High performance frame system.
- ▶ Beginning point of water penetration at .01 oz./sq.ft. is 873 fpm (266 m/min).
- ▶ Drain gutter in each blade minimizes water cascade between blades.
- ▶ Architecturally styled, hidden mullions.
- ▶ Aluminum construction for low maintenance and high resistance to corrosion.
- ▶ All welded construction.



YEAR LIMITED
WARRANTY

ISO9001
CERTIFIED

LOUVER VARIATIONS

Variations to the basic design of these louvers are available at additional cost. They include:

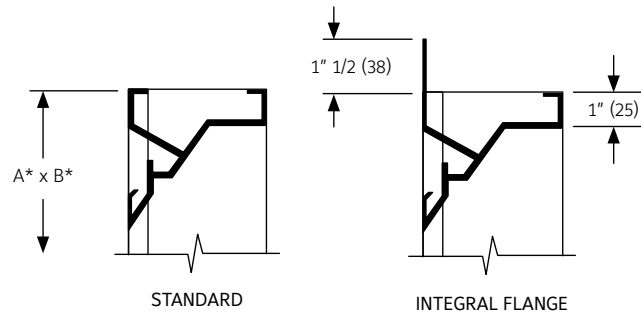
- ▶ Extended sill.
- ▶ Hinged frame.
- ▶ Front or rear security bars.
- ▶ Filter racks.
- ▶ Universal sleeve.
- ▶ Blank off panels.
- ▶ A variety of bird and insect screens.
- ▶ Please provide rough opening dimensions for "A" and "B" dimensions. unless ordered as actual size, the louver will be provided 1/2" (12) smaller than "A" and "B" dimensions provided.
- ▶ Optional finishes available at additional cost: Prime coat, 50% PVDF (modified fluoropolymer), Epoxy, Pearledize, 70% PVDF, Clear and Anodized finishes. (Some variation in anodize color consistency is possible).

Consult Ruskin for other special requirements.

Note:

- Dimensions are in inches, parenthesis () indicate millimeters.
- Units furnished 1/4" (6) smaller than given opening dimensions.

FRAME CONSTRUCTION



FREE AREA GUIDE

Free Area Guide shows free area in ft² and m² for various sizes of ELF375DX.

Width – Inches and Meters

HEIGHT	12	18	24	30	36	42	48	54	60	66	72	78	84	90	96	102	108	114	120
	0.30	0.45	0.60	0.75	0.90	1.05	1.20	1.35	1.50	1.65	1.80	1.95	2.10	2.25	2.40	2.55	2.70	2.85	3.00
12	0.34	0.54	0.74	0.94	1.15	1.35	1.55	1.75	1.95	2.16	2.36	2.56	2.76	2.97	3.17	3.37	3.57	3.77	3.98
0.30	0.03	0.05	0.07	0.09	0.11	0.13	0.14	0.17	0.18	0.20	0.22	0.24	0.26	0.28	0.29	0.31	0.33	0.35	0.37
18	0.61	0.97	1.34	1.71	2.07	2.44	2.80	3.17	3.53	3.90	4.26	4.63	4.99	5.36	5.73	6.09	6.46	6.82	7.19
0.45	0.06	0.09	0.12	0.16	0.19	0.23	0.26	0.29	0.33	0.36	0.40	0.43	0.46	0.50	0.53	0.57	0.60	0.63	0.67
24	0.88	1.41	1.94	2.47	3.00	3.53	4.05	4.58	5.11	5.64	6.17	6.70	7.23	7.76	8.28	8.81	9.34	9.87	10.40
0.60	0.08	0.13	0.18	0.23	0.28	0.33	0.38	0.43	0.48	0.52	0.57	0.62	0.67	0.72	0.77	0.82	0.87	0.92	0.97
30	1.15	1.85	2.54	3.23	3.92	4.61	5.31	6.00	6.69	7.38	8.07	8.77	9.46	10.15	10.84	11.53	12.23	12.92	13.61
0.75	0.10	0.16	0.22	0.27	0.33	0.39	0.45	0.51	0.57	0.63	0.68	0.74	0.80	0.86	0.92	0.98	1.04	1.10	1.15
36	1.32	2.11	2.91	3.70	4.49	5.28	6.08	6.87	7.66	8.45	9.24	10.04	10.83	11.62	12.41	13.21	14.00	14.79	15.58
0.90	0.12	0.20	0.27	0.34	0.42	0.49	0.56	0.64	0.71	0.79	0.86	0.93	1.01	1.08	1.15	1.23	1.30	1.38	1.45
42	1.59	2.55	3.50	4.46	5.42	6.37	7.33	8.28	9.24	10.19	11.15	12.11	13.06	14.02	14.97	15.93	16.88	17.84	18.80
1.05	0.15	0.24	0.33	0.41	0.50	0.59	0.68	0.77	0.86	0.95	1.04	1.13	1.21	1.30	1.39	1.48	1.57	1.66	1.75
48	1.86	2.98	4.10	5.22	6.34	7.46	8.58	9.70	10.82	11.94	13.05	14.17	15.29	16.41	17.53	18.65	19.77	20.89	22.01
1.20	0.17	0.28	0.38	0.49	0.59	0.69	0.80	0.90	1.01	1.11	1.21	1.32	1.42	1.53	1.63	1.73	1.84	1.94	2.05
54	2.14	3.42	4.70	5.98	7.27	8.55	9.83	11.11	12.40	13.68	14.96	16.24	17.52	18.81	20.09	21.37	22.65	23.94	25.22
1.35	0.20	0.32	0.44	0.58	0.68	0.80	0.91	1.03	1.15	1.27	1.39	1.51	1.63	1.75	1.87	1.99	2.11	2.23	2.35
60	2.41	3.85	5.30	6.75	8.19	9.64	11.08	12.53	13.97	15.42	16.87	18.31	19.76	21.20	22.65	24.09	25.54	26.98	28.43
1.50	0.22	0.36	0.49	0.63	0.76	0.90	1.03	1.17	1.30	1.43	1.57	1.70	1.84	1.97	2.11	2.24	2.38	2.51	2.64
66	2.58	4.12	5.67	7.21	8.76	10.31	11.85	13.40	14.94	16.49	18.04	19.58	21.13	22.67	24.22	25.77	27.31	28.86	30.40
1.65	0.24	0.38	0.53	0.67	0.81	0.96	1.10	1.25	1.39	1.53	1.68	1.82	1.96	2.11	2.25	2.40	2.54	2.68	2.83
72	2.85	4.56	6.27	7.98	9.69	11.39	13.10	14.81	16.52	18.23	19.94	21.65	23.36	25.07	26.78	28.49	30.20	31.91	33.61
1.80	0.26	0.42	0.58	0.74	0.90	1.06	1.22	1.38	1.54	1.70	1.85	2.01	2.17	2.33	2.49	2.65	2.81	2.97	3.13
78	3.12	4.99	6.87	8.74	10.61	12.48	14.36	16.23	18.10	19.97	21.85	23.72	25.59	27.46	29.34	31.21	33.08	34.95	36.83
1.95	0.29	0.46	0.64	0.81	0.99	1.16	1.34	1.51	1.68	1.86	2.03	2.21	2.38	2.55	2.73	2.90	3.08	3.25	3.42
84	3.39	5.43	7.46	9.50	11.54	13.57	15.61	17.64	19.68	21.72	23.75	25.79	27.82	29.86	31.89	33.93	35.97	38.00	40.04
2.10	0.32	0.50	0.69	0.88	1.07	1.26	1.45	1.64	1.83	2.02	2.21	2.40	2.59	2.78	2.97	3.16	3.34	3.53	3.72
90	3.67	5.86	8.06	10.26	12.46	14.66	16.86	19.06	21.26	23.46	25.66	27.86	30.05	32.25	34.45	36.65	38.85	41.05	43.25
2.25	0.34	0.55	0.75	0.95	1.16	1.36	1.57	1.77	1.98	2.18	2.39	2.59	2.80	3.00	3.20	3.41	3.61	3.82	4.02
96	3.94	6.30	8.66	11.02	13.39	15.75	18.11	20.47	22.84	25.20	27.56	29.92	32.29	34.65	37.01	39.37	41.74	44.10	46.46
2.40	0.37	0.59	0.81	1.03	1.24	1.46	1.68	1.90	2.12	2.34	2.56	2.78	3.00	3.22	3.44	3.66	3.88	4.10	4.32
102	4.10	6.57	9.03	11.49	13.96	16.42	18.88	21.34	23.81	26.27	28.73	31.19	33.66	36.12	38.58	41.05	43.51	45.97	48.43
2.55	0.38	0.61	0.84	1.07	1.30	1.53	1.76	1.98	2.21	2.44	2.67	2.90	3.13	3.36	3.59	3.82	4.05	4.28	4.50
108	4.38	7.00	9.63	12.25	14.88	17.51	20.13	22.76	25.38	28.01	30.64	33.26	35.89	38.51	41.14	43.77	46.39	49.02	51.64
2.70	0.41	0.65	0.90	1.14	1.38	1.63	1.87	2.12	2.36	2.60	2.85	3.09	3.34	3.58	3.83	4.07	4.31	4.56	4.80
114	4.65	7.44	10.23	13.02	15.81	18.60	21.38	24.17	26.96	29.75	32.54	35.33	38.12	40.91	43.70	46.49	49.28	52.07	54.86
2.85	0.43	0.69	0.95	1.21	1.47	1.73	1.99	2.25	2.51	2.77	3.03	3.29	3.55	3.80	4.06	4.32	4.58	4.84	5.10
120	4.92	7.87	10.83	13.78	16.73	19.68	22.64	25.59	28.54	31.49	34.45	37.40	40.35	43.30	46.26	49.21	52.16	55.11	58.07
3.00	0.46	0.73	1.01	1.28	1.56	1.83	2.11	2.38	2.65	2.93	3.20	3.48	3.75	4.03	4.30	4.58	4.85	5.13	5.40

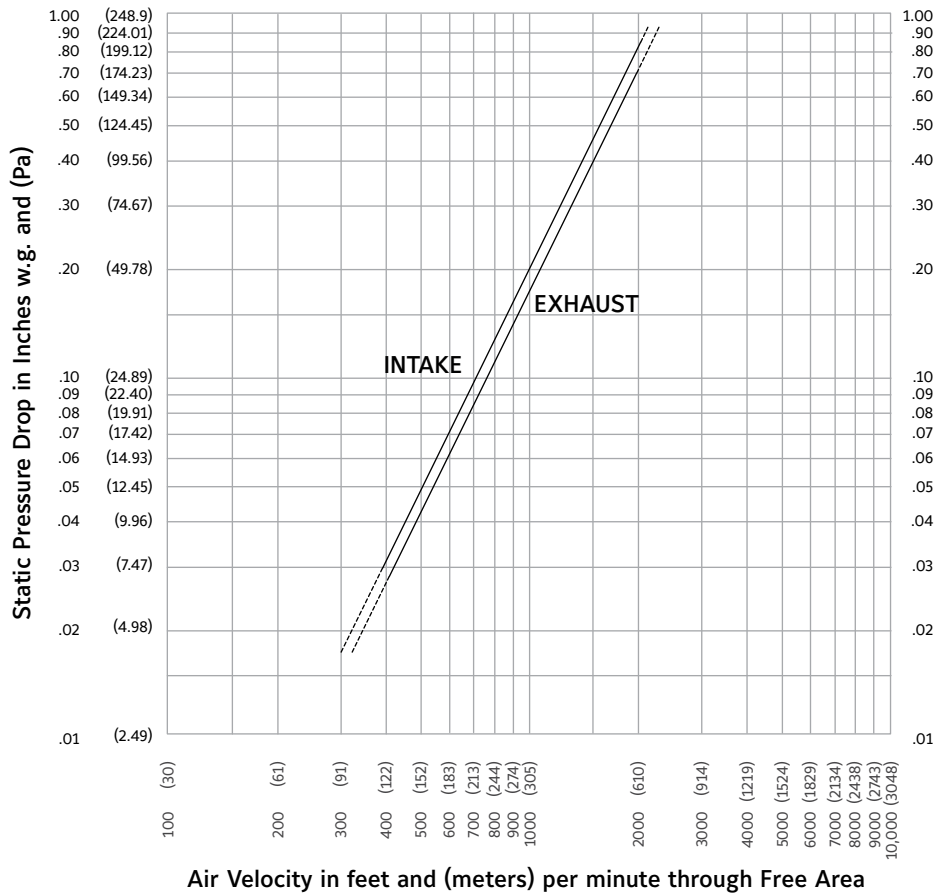
FREE AREA GUIDE

Free Area Guide shows free area in ft² and m² for various sizes of ELF375DXH.

Width – Inches and Meters

HEIGHT	12	18	24	30	36	42	48	54	60	66	72	78	84	90	96	102	108	114	120
	0.30	0.45	0.60	0.75	0.90	1.05	1.20	1.35	1.50	1.65	1.80	1.95	2.10	2.25	2.40	2.55	2.70	2.85	3.00
12	0.33	0.53	0.72	0.92	1.12	1.31	1.51	1.71	1.91	2.10	2.30	2.50	2.69	2.89	3.09	3.29	3.48	3.68	3.88
0.30	0.03	0.05	0.07	0.09	0.10	0.12	0.14	0.16	0.18	0.20	0.21	0.23	0.25	0.27	0.29	0.31	0.32	0.34	0.36
18	0.60	0.96	1.32	1.68	2.04	2.41	2.77	3.13	3.49	3.85	4.21	4.57	4.93	5.29	5.65	6.01	6.37	6.74	7.10
0.45	0.06	0.09	0.12	0.16	0.19	0.22	0.26	0.29	0.32	0.36	0.39	0.43	0.46	0.49	0.53	0.56	0.59	0.63	0.66
24	0.87	1.40	1.92	2.45	2.97	3.50	4.02	4.55	5.07	5.59	6.12	6.64	7.17	7.69	8.22	8.74	9.27	9.79	10.31
0.60	0.08	0.13	0.18	0.23	0.28	0.33	0.37	0.42	0.47	0.52	0.57	0.62	0.67	0.72	0.76	0.81	0.86	0.91	0.96
30	1.15	1.83	2.52	3.21	3.90	4.59	5.28	5.96	6.65	7.34	8.03	8.72	9.40	10.09	10.78	11.47	12.16	12.84	13.53
0.75	0.11	0.17	0.23	0.30	0.36	0.43	0.49	0.55	0.62	0.68	0.75	0.81	0.87	0.94	1.00	1.07	1.13	1.19	1.26
36	1.32	2.11	2.91	3.70	4.49	5.28	6.07	6.87	7.66	8.45	9.24	10.04	10.83	11.62	12.41	13.21	14.00	14.79	15.58
0.90	0.12	0.20	0.27	0.34	0.42	0.49	0.56	0.64	0.71	0.79	0.86	0.93	1.01	1.08	1.15	1.23	1.30	1.38	1.45
42	1.59	2.55	3.51	4.46	5.42	6.37	7.33	8.29	9.24	10.20	11.15	12.11	13.07	14.02	14.98	15.93	16.89	17.85	18.80
1.05	0.15	0.24	0.33	0.41	0.50	0.59	0.68	0.77	0.86	0.95	1.04	1.13	1.22	1.30	1.39	1.48	1.57	1.66	1.75
48	1.87	2.99	4.11	5.22	6.34	7.46	8.58	9.70	10.82	11.94	13.06	14.18	15.30	16.42	17.54	18.66	19.78	20.90	22.02
1.20	0.17	0.28	0.38	0.49	0.59	0.69	0.80	0.90	1.01	1.11	1.21	1.32	1.42	1.53	1.63	1.74	1.84	1.94	2.05
54	2.14	3.42	4.71	5.99	7.27	8.56	9.84	11.12	12.40	13.69	14.97	16.25	17.54	18.82	20.10	21.39	22.67	23.95	25.24
1.35	0.20	0.32	0.44	0.56	0.68	0.80	0.91	1.03	1.15	1.27	1.39	1.51	1.63	1.75	1.87	1.99	2.11	2.23	2.35
60	2.41	3.86	5.31	6.75	8.20	9.65	11.09	12.54	13.99	15.43	16.88	18.33	19.77	21.22	22.67	24.11	25.56	27.01	28.46
1.50	0.22	0.36	0.49	0.63	0.76	0.90	1.03	1.17	1.30	1.44	1.57	1.70	1.84	1.97	2.11	2.24	2.38	2.51	2.65
66	2.59	4.14	5.69	7.24	8.79	10.34	11.89	13.44	14.99	16.55	18.10	19.65	21.20	22.75	24.30	25.85	27.40	28.96	30.51
1.65	0.24	0.38	0.53	0.67	0.82	0.96	1.11	1.25	1.39	1.54	1.68	1.83	1.97	2.12	2.26	2.40	2.55	2.69	2.84
72	2.86	4.57	6.29	8.00	9.72	11.43	13.15	14.86	16.58	18.29	20.01	21.72	23.44	25.15	26.87	28.58	30.29	32.01	33.72
1.80	0.27	0.43	0.58	0.74	0.90	1.06	1.22	1.38	1.54	1.70	1.86	2.02	2.18	2.34	2.50	2.66	2.82	2.98	3.14
78	3.13	5.01	6.89	8.77	10.64	12.52	14.40	16.28	18.16	20.04	21.92	23.79	25.67	27.55	29.43	31.31	33.19	35.06	36.94
1.95	0.29	0.47	0.64	0.82	0.99	1.16	1.34	1.51	1.69	1.86	2.04	2.21	2.39	2.56	2.74	2.91	3.09	3.26	3.44
84	3.40	5.45	7.49	9.53	11.57	13.61	15.66	17.70	19.74	21.78	23.82	25.87	27.91	29.95	31.99	34.03	36.08	38.12	40.16
2.10	0.32	0.51	0.70	0.89	1.08	1.27	1.46	1.65	1.84	2.03	2.22	2.41	2.60	2.79	2.98	3.17	3.36	3.55	3.73
90	3.68	5.88	8.09	10.29	12.50	14.70	16.91	19.12	21.32	23.53	25.73	27.94	30.14	32.35	34.56	36.76	38.97	41.17	43.38
2.25	0.34	0.55	0.75	0.96	1.16	1.37	1.57	1.78	1.98	2.19	2.39	2.60	2.80	3.01	3.21	3.42	3.62	3.83	4.03
96	3.95	6.32	8.69	11.06	13.43	15.80	18.16	20.53	22.90	25.27	27.64	30.01	32.38	34.75	37.12	39.49	41.86	44.23	46.60
2.40	0.37	0.59	0.81	1.03	1.25	1.47	1.69	1.91	2.13	2.35	2.57	2.79	3.01	3.23	3.45	3.67	3.89	4.11	4.33
102	4.12	6.60	9.07	11.54	14.02	16.49	18.96	21.44	23.91	26.39	28.86	31.33	33.81	36.28	38.75				
2.55	0.38	0.61	0.84	1.07	1.30	1.53	1.76	1.99	2.22	2.45	2.68	2.91	3.14	3.37	3.60				
108	4.40	7.03	9.67	12.31	14.94	17.58	20.22	22.86	25.49	28.13	30.77	33.41	36.04	38.68	41.32				
2.70	0.41	0.65	0.90	1.14	1.39	1.64	1.88	2.13	2.37	2.62	2.86	3.11	3.35	3.60	3.84				
114	4.67	7.47	10.27	13.07	15.87	18.67	21.47	24.27	27.08	29.88	32.68	35.48	38.28	41.08	43.88				
2.85	0.43	0.69	0.96	1.22	1.48	1.74	2.00	2.26	2.52	2.78	3.04	3.30	3.56	3.82	4.08				
120	4.94	7.91	10.87	13.83	16.80	19.76	22.73	25.69	28.66	31.62	34.59	37.55	40.52	43.48	46.44				
3.00	0.46	0.74	1.01	1.29	1.56	1.84	2.11	2.39	2.67	2.94	3.22	3.49	3.77	4.04	4.32				

PRESSURE DROP



Ratings do not include the effect of a bird screen.



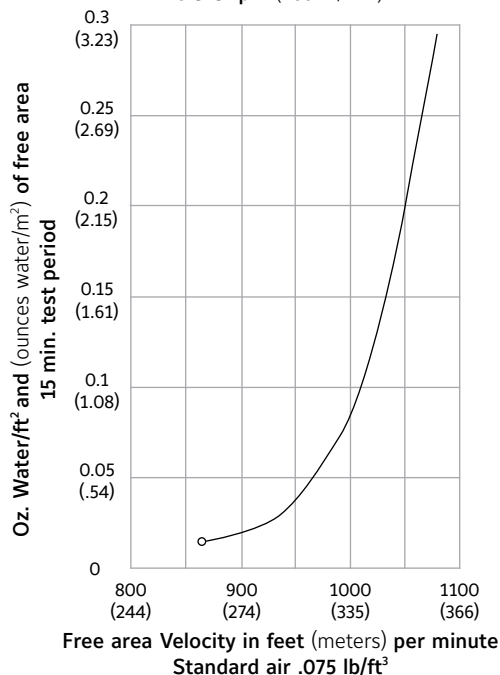
Ruskin Manufacturing Company certifies that the ELF375DX and ELF375DXH Louvers shown herein are licensed to bear the AMCA Seal. The ratings shown are based on tests and procedures performed in accordance with AMCA Publication 511 and comply with the requirements of the AMCA Certified Ratings Program. The AMCA Certified Ratings Seal applies to air performance ratings and water penetration ratings only.

PERFORMANCE DATA

AMCA Standard 500 provides a reasonable basis for testing and rating louvers. Testing to AMCA 500 is performed under a certain set of laboratory conditions. This does not guarantee that other conditions will not occur in the actual environment where louvers must operate.

The louver system should be designed with a reasonable safety factor for louver performance. To ensure protection from water carryover, design with a performance level somewhat below maximum desired pressure drop and .01 oz./sq. ft. of water penetration.

Water penetration
Test size 48" wide X 48" high (1219 X 1219)
Beginning point of water penetration at .01 oz./sq.ft.
is 873 fpm (266 m/min).



SUGGESTED SPECIFICATION

GENERAL

Furnish and install at locations shown on the plans or as described in schedules drainable louvers. Stationary louvers shall be manufactured in an ISO 9001 certified factory.

Stationary louvers shall be furnished with bird and/or insect screens, supports and finishes as specified and as required for a complete installation. Stationary louvers shall incorporate drainable stationary blade. All blades and frames shall be constructed of 6063T6 aluminum alloy.

MATERIAL

Stationary louvers shall be 4" (102) deep. Louver blade and frame nominal wall thickness shall be .081" (2.1) for ELF375DX, or .125" (3.2) for ELF375DXH. Integral gutters shall be incorporated into blades, louver head and jamb frames.

PERFORMANCE

The louver shall be AMCA certified for Water Penetration and Air Performance conforming to the following minimum requirements: Free Area: 8.58 Square Feet (0.80 m²).

Maximum pressure drop at 1000 fpm (305 m/min): 0.20" w.g. (0.05kPa).

Free area velocity at beginning point of water penetration: 873 fpm (+266 m/min).

STRUCTURAL DESIGN

Integral structural supports shall be designed and furnished by the louver manufacturer to carry a wind load of not less than 30 psf (1.44 KPa).

FINISH

Select finish specification from Ruskin Finishes Brochure.

LINKS TO IMPORTANT DOCUMENTS

Document Title

Paint Finishes and Color Guide

Limited Warranty Document



3900 Doctor Greaves Road
 Grandview, MO 64030
 Website: www.ruskin.com
 Phone: (816) 761-7476